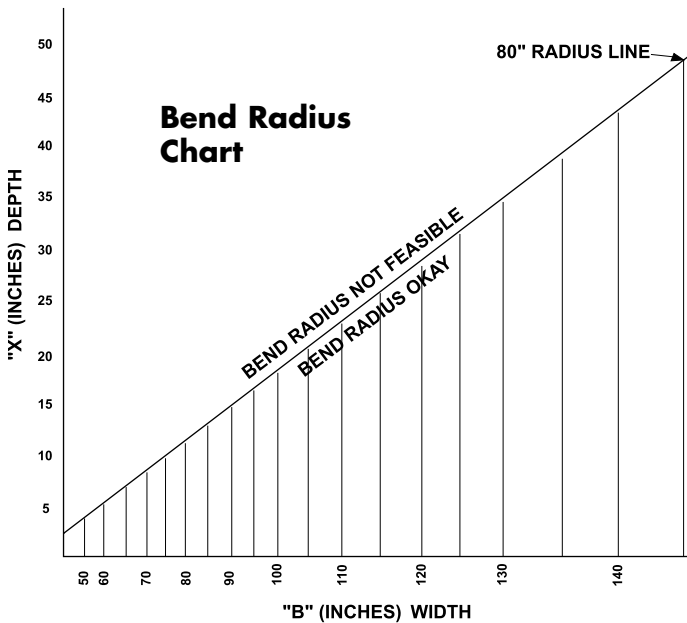


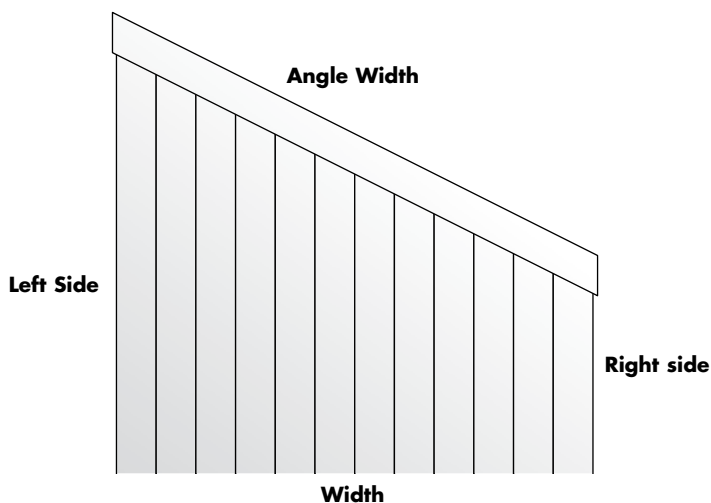
Graber G-71 Super-Vue® vertical headrails can be manufactured for a wide variety of specialty situations. Specialty shapes include curved, angled, bow, bay or corner applications. The G-71 pantograph system delivers exceptional performance in any commercial project.

G-71 Curved Headrail



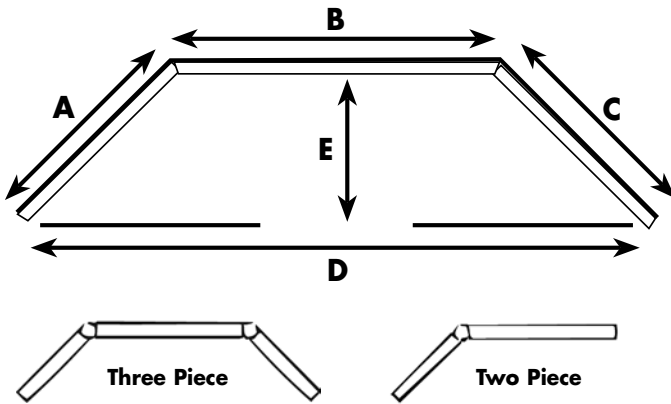
- **Minimum width 48"**
- **Maximum width 168"**
- **Headrail cannot be bent to a radius tighter than 80"**
- **To check application bend radius**
 - **Measure "B" and "X" for application**
 - **On the bend radius chart - draw a line up from "B" dimension and over to "X" dimension**
 - **If the two lines intersect below the 80" radius, application is okay.**
 - **If lines intersect above the 80" radius, application is not feasible.**

G-71 Angled Headrail



- **Steepest slope available is 55°**
- **Only available one way draw only to high side of the blind**
- **Louver stack and controls must be at the highest point of the window**
- **Maximum recommended - 144" wide x 144" long (depending on angle)**
- **Minimum low end 6" high**
- **E-Z Open™ standard**
- **Not available with 2" louvers**

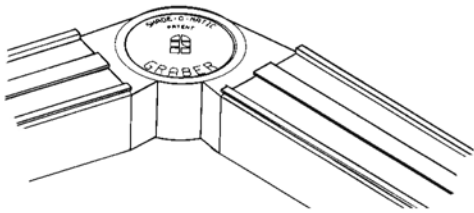
G-71 Bay Window Headrail



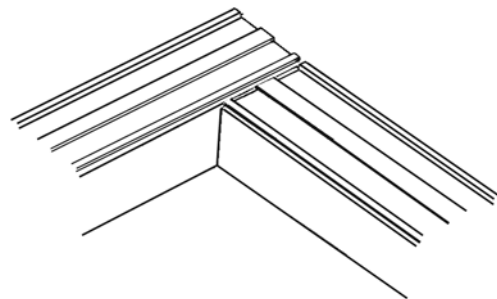
- Rotate and traverse with one chain and one cord
- Each headrail section traverses to point of hinge, stacks separately
- Left or right side controls
- Maximum width of all sections 192"
- Minimum width of each section 10"
- Must specify depth measurement or exact angle degree
- Not available with 2" louvers

G-71 Corner Window Headrail Options

Hinged headrail*

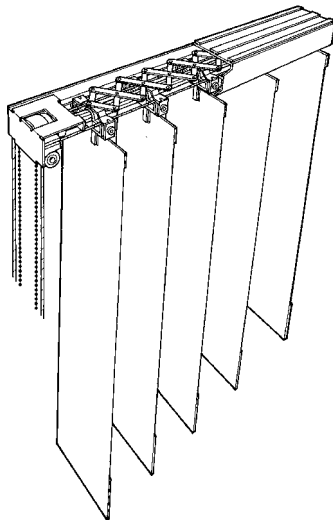


Butt and Bypass**



*G-71 only
**Available all Graber headrails

G-71 Headrail Details



G-71 Super-Vue

