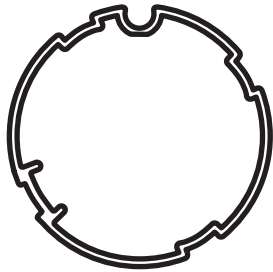
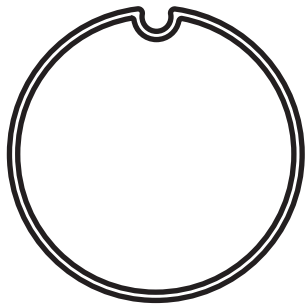


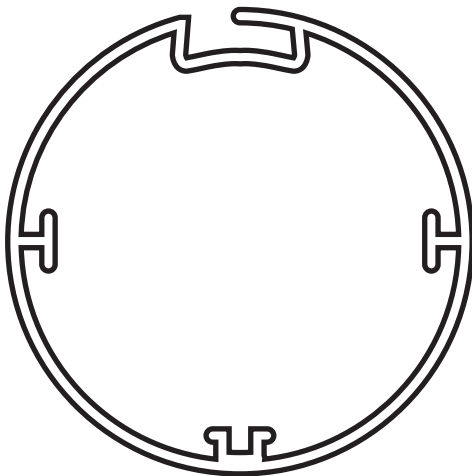
Data Sheet ALUMINUM ROLLER TUBES - MOTORIZED



- 1-3/8" Extruded Tube:
- Used for the LT 30 12V DC motorized shades

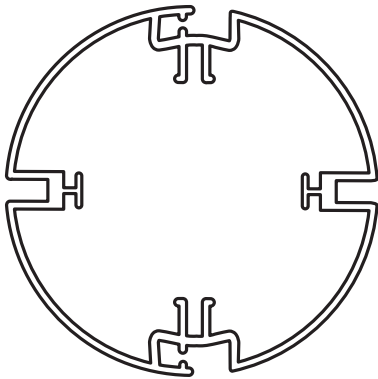


- 1-1/2" Extruded Tube:
- Used for LT 30 12V DC or Sonesse 30 24V DC motorized shades



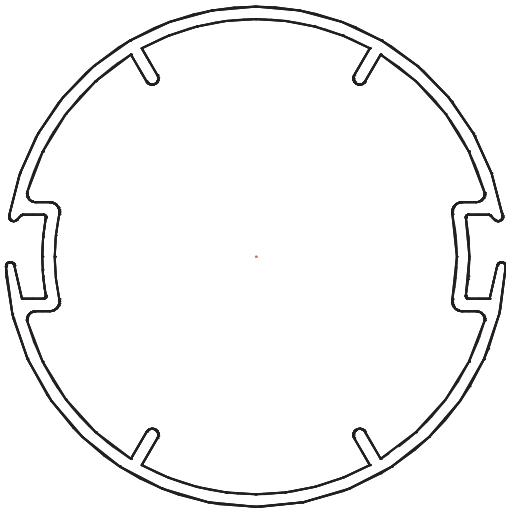
- 2-3/8" (60mm) Extruded Tube:
- Used for linked shades
 - Used with Sonesse 50 or LT 50 120V AC motorized shades

Tube size will be determined by manufacturer based on window size and fabric selection.

Data Sheet**ALUMINUM ROLLER TUBES - MOTORIZED**

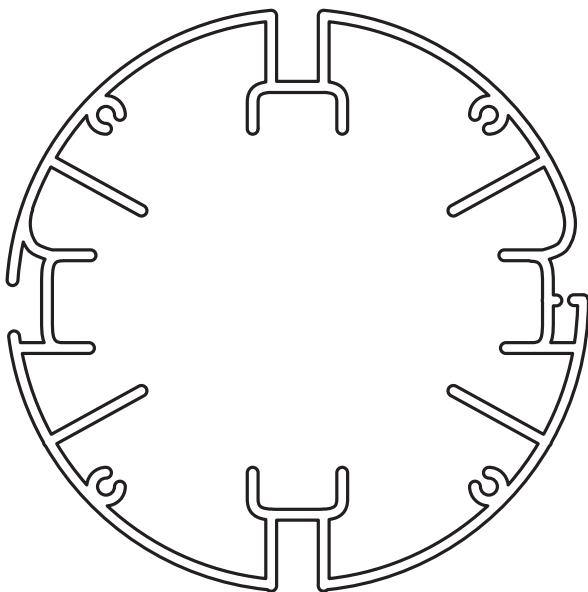
3-1/8" (80mm) Extruded Tube:

- Used with Sonesse 50 or LT 50 120V AC motorized shades



3-15/16" (100mm) Extruded Tube:

- Used with Sonesse 50 or LT 50 120V AC motorized shades



5-1/8" (130mm) Extruded Tube:

- Used with LT 50 120V AC

Tube size will be determined by manufacturer based on window size and fabric selection.